



COMBI-CAMP Driving tarpaulin **COUNTRY < 2016 + VALLEY**



Start at the front of the trailer and make sure the corners are positioned correctly:




Attach the black hooks and rubbers to the corners:



The sides have to be fixed by short elastics and hooks:



Use the elastics with hooks at the rear and attach them to the chassis or the support feet (depending on which model you have):



Warnings:

The tarpaulin should fit tightly around the trailer to avoid ballooning.

All hooks should be fastened and the tarpaulin should cover the entire side to avoid damage to the side panels of the trailer.

Driving over 100 KM/H with the tarpaulin on might cause damage to the trailer or the tarpaulin.

Contents provided in the bag:

