




## **COMBI-CAMP** Driving tarpaulin **VALLEY NO KITCHEN**


Start at the front of the trailer and make sure the corners are positioned correctly:





Attach two hooks and rubbers to the corners:



The sides and rear have to be fixed by short elastics and hooks:





**Use the long elastics with hooks at the front and attach them to the chassis:**



**Warnings:**

**The tarpaulin should fit tightly around the trailer to avoid ballooning.**

**All hooks should be fastened and the tarpaulin should cover the entire side to avoid damage to the side panels of the trailer.**

**Driving over 100 KM/H with the tarpaulin on might cause damage to the trailer or the tarpaulin.**

**Contents provided in the bag:**

